

Community Service – An Important Part of Scouting

Making community service a part of your Pack or Troops overall program is a true win-win for all involved. The community benefits as organizations or individuals receive valuable help. It gives your Pack or Troop's program calendar some additional structure and content. And it teaches your youth some valuable lifelong lessons about being involved in their community and the benefit that can be provided by volunteerism.

2012 Journey to Excellence calls for Troops to participate in four, five, or six service projects, with one benefitting the Charter Organization. All hours should be logged on the Journey to Excellence website. Packs should shoot for two, three, or four projects with one benefitting their Charter Organization.

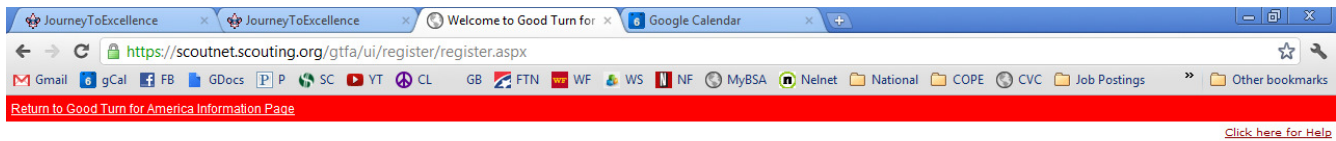
- Troops can assist a Pack with any of their activities (School Night, Pinewood Derby, etc.)
- Troops can actively support Eagle Scout Service Projects for members of your own Troop as well as for members from other Troops
- Packs and Troops can ask leadership at the elementary, middle, or high school where the majority of your Scouts attend if there is a way to help out
- Projects to benefit the Charter Organization can also benefit any of those organization's members (yardwork for an elderly member of your Church or the VFW post)
- Volunteer at a fundraiser for your Charter Organization (Church's Fish Fry or VFW's Pancake Breakfast)
- Participate in Scouting for Food each April
- Adults and older Boy Scouts can attend and support Phillips Rangers weekends at Camp Phillips
- Participate in one of the projects' promoted through District email updates
- While at Camp Phillips ask Camp leadership about a project to get involved with

See the national Cub Scouts Service Project Information page.

<http://www.scouting.org/scoutsorce/CubScouts/Activities/Adults/service.aspx>

Unit Service Hours Instructions

1. Obtain your unit ID from the council Service Center
2. Navigate to goodturnforamerica.org
3. Click on New Users Click Here
4. Click I agree
5. Fill out information
6. Click Register



To report information about a service project in which your unit/group participated, you must be registered with Good Turn for America. Please provide us the following information.

If you do not have your Unit ID or Local Unit Number then please contact your Unit Serving Executive or your Local Council.

Unit ID:

Unit Type:

Local Unit Number:

First Name:

MI Name:

Last Name:

Address:

City:

State:

Zip Code:

E-Mail:

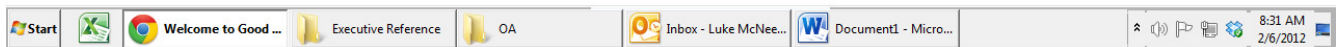
Username:

Passwords must be 6 to 10 characters long.

Password:

Verify Password:

©2003. Boy Scouts of America, all rights reserved. [Privacy statement](#)
This site is best viewed with Internet Explorer 5.5 or greater.



7. Login with your Username and Password

8. Select whether you want to log a service project or an Eagle project

The screenshot shows a web browser window with the URL <https://scoutnet.scouting.org/gtfa/ui/security/login.aspx>. The page has a red header with a "Return to Good Turn for America Information Page" link and a "Click here for Help" link. The main content area contains the following text:

Welcome to Good Turn for America. In order to fight hunger, provide shelter, and teach the habits of healthy living, we need your assistance. You do not have to be a member of the Boy Scouts of America to participate.

If you would like to participate in a service project to benefit your community, please contact your local Boy Scout council.

To report information about a service project in which your unit/group participated, please enter your username and password.


New Users Click Here

Username:
Password:

Forgot your password?
[Click Here to Lookup your Password.](#)

The login form is circled in black. A large, faint watermark of the Boy Scouts of America logo is visible in the background.

©2003, Boy Scouts of America, all rights reserved. [Privacy statement](#)
This site is best viewed with Internet Explorer 5.5 or greater.

 [site privacy statement](#)

The Windows taskbar at the bottom shows the Start button, several open applications (Welcome to Good..., Executive Reference, OA, Inbox - Luke McNee..., Document1 - Micro...), and the system tray with the time 8:32 AM and date 2/6/2012.

9. Select what Category the service project falls into

Return to Good Turn for America Information Page

Welcome David R Warner
Crew: 0337
Council Name: Chippewa Valley Council
[Your last Service Project was recorded on January 06, 2012.](#)

[Home](#) | [Change Profile](#) | [Change Password](#) | [Log Off](#) | [Help](#)

Click on the category below that best describes the type of service project in which your unit participated. Use "Other Services" for any service project that does not fall into any of the listed categories.

Food <ul style="list-style-type: none">Food CollectionMeal DeliveryServing Food	Healthy Living <ul style="list-style-type: none">Blood DriveFun Run / Walk / Hike / CycleBike Safety EventChild FingerprintingHealth Fair / Fitness ExpoCPR TrainingTree PlantingLitter Cleanup / Beautification
Shelter <ul style="list-style-type: none">Home BuildingHome Repair / MaintenancePersonal Care CollectionBlanket CollectionSchool Supply CollectionBook / Magazine Drive	Other Services <ul style="list-style-type: none">Disaster ReliefConservationMilitary SupportNational Park Service ResourceStewardshipOther

[Return Home](#)

©2003. Boy Scouts of America, all rights reserved. [Privacy statement](#)
This site is best viewed with Internet Explorer 5.5 or greater.

TRUSTEES
site privacy statement

Start | Welcome to Good ... | Executive Reference | Inbox - Luke McNee... | Document1 - Micro... | 8:39 AM 2/6/2012

10.Fill out the project information and when completed Click Submit Report.

Return to [Good Turn for America Information Page](#)

Welcome David R Warner
Crew: 0337
Council Name: Chippewa Valley Council
Your last Service Project was recorded on January 06, 2012.

[Home](#) | [Change Profile](#) | [Change Password](#) | [Log Off](#) | [Help](#)

Other

To report information about a project, fill out the following information and press the Submit Report button.

Date of service project

Number of youth members participating in the project

Number of youth who are not members participating in the project

Number of adult leaders participating in the project

Number of other adults participating in the project

Total unit hours - including members and non-members (example: 10 people worked 2 hours = 20 total unit hours)

Which of the following organizations did you partner with on the project? Hold down the Ctrl key to select multiple entries.

- American Red Cross
- Habitat for Humanity
- Salvation Army
- U.S. Department of Health

Briefly tell us about your project

Error! The current browser is either too old or too modern (usind DOM document structure).

< 2000 • January >

Su	Mo	Tu	We	Th	Fr	Sa
----	----	----	----	----	----	----

©2003, Boy Scouts of America, all rights reserved. [Privacy statement](#)
This site is best viewed with Internet Explorer 5.5 or greater.

Reviewed by site privacy statement

Start | Welcome to Good ... | Executive Reference | Inbox - Luke McNee... | Document1 - Micro... | 8:40 AM 2/6/2012